

Forms Design

(using Semantic-UI)

Sonatas

Song	Artist	
Opus 23	Beethoven	Delete Song
Opus 33	Beethoven	Delete Song

Title

Artist

[Add Song](#)

Form to Add a Song

Title	Artist
<input type="text"/>	<input type="text"/>
<input type="button" value="Add Song"/>	


Title Artist

```
<form class="ui stacked segment form" action="/playlist/{{playlist.id}}/addsong" method="POST">
  <div class="two fields">
    <div class="field">
      <label>Title</label>
      <input placeholder="Title" type="text" name="title">
    </div>
    <div class="field">
      <label>Artist</label>
      <input placeholder="Artist" type="text" name="artist">
    </div>
  </div>
  <button class="ui blue submit button">Add Song</button>
</form>
```

The image shows a UI form segment with a raised border. It contains two text input fields, one labeled 'Title' and one labeled 'Artist', positioned side-by-side. Below these fields is a blue button with the text 'Add Song'.

```
<form class="ui stacked segment form" action="/playlist/{{playlist.id}}/addsong" method="POST">  
  <div class="two fields">  
    <div class="field">  
      <label>Title</label>  
      <input placeholder="Title" type="text" name="title">  
    </div>  
    <div class="field">  
      <label>Artist</label>  
      <input placeholder="Artist" type="text" name="artist">  
    </div>  
  </div>  
  <button class="ui blue submit button">Add Song</button>  
</form>
```

`class="ui stacked segment form"`




A form segment with
a raised border

A visual representation of a form with two text input fields side-by-side. The left field is labeled "Title" and the right field is labeled "Artist". Below the fields is a blue button labeled "Add Song".

```
<form class="ui stacked segment form" action="/playlist/{{playlist.id}}/addsong" method="POST">
  <div class="two fields">
    <div class="field">
      <label>Title</label>
      <input placeholder="Title" type="text" name="title">
    </div>
    <div class="field">
      <label>Artist</label>
      <input placeholder="Artist" type="text" name="artist">
    </div>
  </div>
  <button class="ui blue submit button">Add Song</button>
</form>
```

`class="two fields"`




Layout 2 fields
on a single row

The image shows a UI form with two text input fields. The first field is labeled 'Title' and the second is labeled 'Artist'. Below the fields is a blue button labeled 'Add Song'. The 'Title' field is highlighted with a rounded rectangle.

```
<form class="ui stacked segment form" action="/playlist/{{playlist.id}}/addsong" method="POST">  
  <div class="two fields">  
    <div class="field">  
      <label>Title</label>  
      <input placeholder="Title" type="text" name="title">  
    </div>  
    <div class="field">  
      <label>Artist</label>  
      <input placeholder="Artist" type="text" name="artist">  
    </div>  
  </div>  
  <button class="ui blue submit button">Add Song</button>  
</form>
```

`class="field"`




Stretch, centre and align a single field to hold 'title'

A visual representation of a form with two input fields and a submit button. The first field is labeled "Title" and has a rounded top. The second field is labeled "Artist". Below the fields is a blue button labeled "Add Song".

```
<form class="ui stacked segment form" action="/playlist/{{playlist.id}}/addsong" method="POST">  
  <div class="two fields">  
    <div class="field">  
      <label>Title</label>  
      <input placeholder="Title" type="text" name="title">  
    </div>  
    <div class="field">  
      <label>Artist</label>  
      <input placeholder="Artist" type="text" name="artist">  
    </div>  
  </div>  
  <button class="ui blue submit button">Add Song</button>  
</form>
```

`<label>Title</label>`



Name of the field

The image shows a UI form with two text input fields and a button. The first field is labeled 'Title' and has a rounded border. The second field is labeled 'Artist'. Below the fields is a blue button labeled 'Add Song'.

```
<form class="ui stacked segment form" action="/playlist/{{playlist.id}}/addsong" method="POST">  
  <div class="two fields">  
    <div class="field">  
      <label>Title</label>  
      <input placeholder="Title" type="text" name="title">  
    </div>  
    <div class="field">  
      <label>Artist</label>  
      <input placeholder="Artist" type="text" name="artist">  
    </div>  
  </div>  
  <button class="ui blue submit button">Add Song</button>  
</form>
```

`<input placeholder="Title" type="text" name="title">`

Text entry
box

Hint displayed
in box


Box will
contain string

name of field
value

The image shows a UI form with two text input fields. The first field is labeled 'Title' and the second is labeled 'Artist'. Below the fields is a blue button labeled 'Add Song'.

```
<form class="ui stacked segment form" action="/playlist/{{playlist.id}}/addsong" method="POST">  
  <div class="two fields">  
    <div class="field">  
      <label>Title</label>  
      <input placeholder="Title" type="text" name="title">  
    </div>  
    <div class="field">  
      <label>Artist</label>  
      <input placeholder="Artist" type="text" name="artist">  
    </div>  
  </div>  
  <button class="ui blue submit button">Add Song</button>  
</form>
```

`class="field"`



Stretch, centre and align a single field to hold 'artist'


Title Artist

Title Artist

Add Song

```
<form class="ui stacked segment form" action="/playlist/{{playlist.id}}/addsong" method="POST">
  <div class="two fields">
    <div class="field">
      <label>Title</label>
      <input placeholder="Title" type="text" name="title">
    </div>
    <div class="field">
      <label>Artist</label>
      <input placeholder="Artist" type="text" name="artist">
    </div>
  </div>
  <button class="ui blue submit button">Add Song</button>
</form>
```

`class="ui blue submit button"`




Single button
which will 'submit'
the form contents

Title Artist

Add Song

```
<form class="ui stacked segment form" action="/playlist/{{playlist.id}}/addsong" method="POST">
  <div class="two fields">
    <div class="field">
      <label>Title</label>
      <input placeholder="Title" type="text" name="title">
    </div>
    <div class="field">
      <label>Artist</label>
      <input placeholder="Artist" type="text" name="artist">
    </div>
  </div>
  <button class="ui blue submit button">Add Song</button>
</form>
```

`action="/playlist/{{playlist.id}}/addsong" method="POST">`




The **action** specifies the route which will be triggered when the 'submit' button is pressed

Title Artist

Add Song

```
<form class="ui stacked segment form" action="/playlist/{{playlist.id}}/addsong" method="POST">
  <div class="two fields">
    <div class="field">
      <label>Title</label>
      <input placeholder="Title" type="text" name="title">
    </div>
    <div class="field">
      <label>Artist</label>
      <input placeholder="Artist" type="text" name="artist">
    </div>
  </div>
  <button class="ui blue submit button">Add Song</button>
</form>
```

`action="/playlist/{{playlist.id}}/addsong" method="POST"`



The HTTP Method used to transmit the form data (we will always use 'POST')

Playlists

Sonatas

Delete Playlist

Concertos

Delete Playlist

Title

Add Playlist

Form to Add a Playlist

Title


```
<form class="ui stacked segment form" action="/dashboard/addplaylist" method="POST">  
  <div class="field">  
    <label>Title</label>  
    <input placeholder="Title" type="text" name="title">  
  </div>  
  <button class="ui blue submit button">Add Playlist</button>  
</form>
```

action



"/dashboard/addplaylist"

field value



name="title"